

Scaled data based on original data using
LM-79-08 Approved Method: Electrical and Photometric Measurements of Solid-
State Lighting Products

Test Report Prepared for
Cooper Lighting Solutions
(formerly Eaton)

Brand: STREETWORKS

Report Number: P266605

Luminaire Tested: **GAN-AF-01-LED-U-SL4-7027-1200-ADJ**

Issue Date: 3/3/2020

Test Information

Test Method: LM-79-08
Report Number: P266605
TEST IS SCALED FROM IESNA LM-79-08 TEST DATA (P24294)
Test Lab: INNOVATION CENTER P2
Issue Date: 3/3/2020
Manufacturer: COOPER LIGHTING SOLUTIONS (FORMERLY EATON)
Product Line: STREETWORKS
Catalog Number: GAN-AF-01-LED-U-SL4-7027-1200-ADJ
Description: GALLEON AREA AND ROADWAY LUMINAIRE
(1) 70 CRI, 2700K, 1200mA LIGHTSQUARE WITH 16 LEDS EACH AND TYPE IV SPILL
LIGHT ELIMINATOR OPTICS
Light Source: -
Ballast/Driver: ELECTRONIC DRIVER

Summary

Lumens per Lamp: N/A
Luminaire Lumens: 5643.5 lumens
Efficiency: N/A
Efficacy: 84.2 lumens/watt
Luminous Opening: Rectangular (W 0.5' x L: 0.5' x H: 0')
IES Classification: Type IV - Short - Semi-Cutoff
BUG Rating: B1 - U0 - G2

Input Watts (W): 67
Input Voltage (V): NR
Input Current (Ain): NR
Voltage Rise (V): NR
Power Factor: NR
Total Harmonic Distortion (THDi): NR
Frequency (hertz): 60
Stabilization Time: NR
Operation Time: NR
Ambient Temperature (°C): NR
Test Distance: 28.75 FT

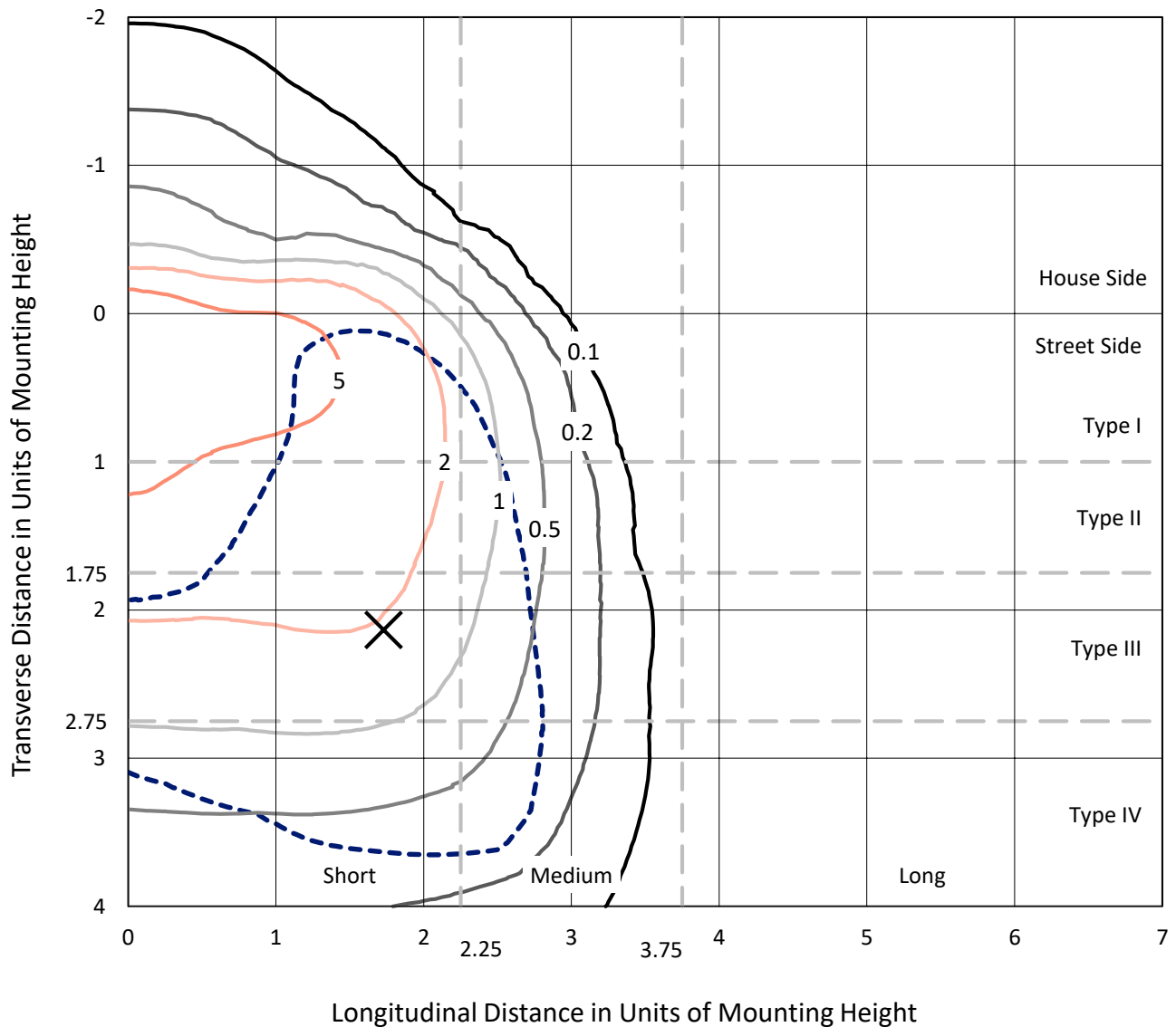


REPORT NUMBER: P266605

CATALOG NUMBER: GAN-AF-01-LED-U-SL4-7027-1200-ADJ

Iso-Footcandle Lines of Horizontal Illumination

✕ Max cd
 - - - 1/2 Max cd

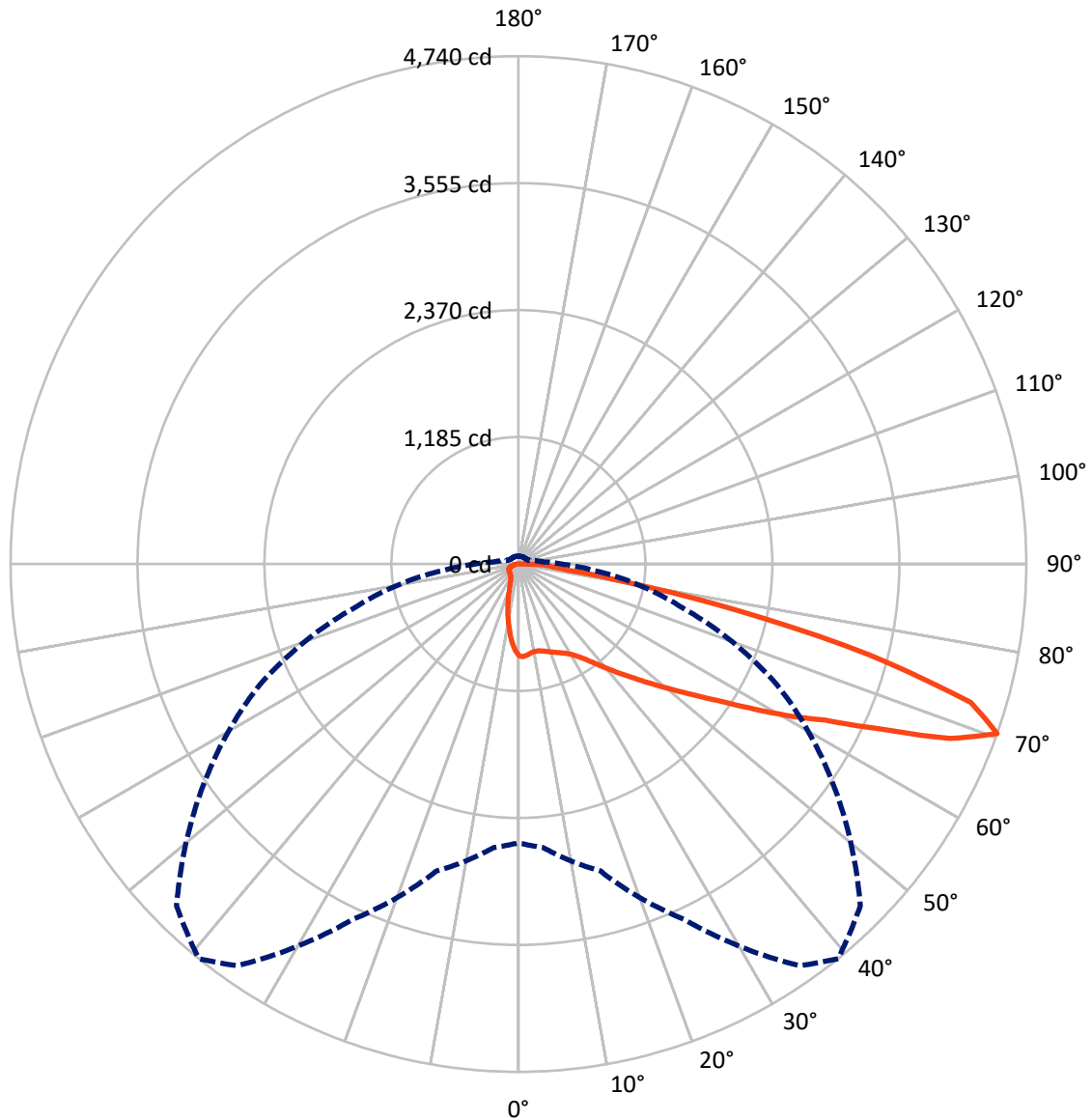


Based on 10 foot mounting height. Maximum calculated value = 8.6 fc
 Type IV - Short - Semi-Cutoff

REPORT NUMBER: P266605

CATALOG NUMBER: GAN-AF-01-LED-U-SL4-7027-1200-ADJ

Luminous Intensity Polar Plot



— Vertical Plane Through 39-Deg Lateral - - - Horizontal Cone Through 70-Deg Vertical

REPORT NUMBER: P266605

CATALOG NUMBER: GAN-AF-01-LED-U-SL4-7027-1200-ADJ

FLUX DISTRIBUTION:

		Downward	Upward	Total
House Side	Lumens	641.9	0.0	641.9
	% Fixture	11.4	0.0	11.4
Street Side	Lumens	5001.6	0.0	5001.6
	% Fixture	88.6	0.0	88.6
Total	Lumens	5643.5	0.0	5643.5
	% Fixture	100.0	0.0	100.0

ZONAL LUMENS:

Zone	Lumens	% Fixture
0°-10°	73.5	1.3
10°-20°	183.8	3.3
20°-30°	286.2	5.1
30°-40°	445.8	7.9
40°-50°	748.4	13.3
50°-60°	1188.9	21.1
60°-70°	1585.9	28.1
70°-80°	957.7	17.0
80°-90°	173.3	3.1
90°-100°	0.0	0.0
100°-110°	0.0	0.0
110°-120°	0.0	0.0
120°-130°	0.0	0.0
130°-140°	0.0	0.0
140°-150°	0.0	0.0
150°-160°	0.0	0.0
160°-170°	0.0	0.0
170°-180°	0.0	0.0
0°-90°	5643.5	100.0
0°-180°	5643.5	100.0

Coefficient of Utilization



REPORT NUMBER: P266605

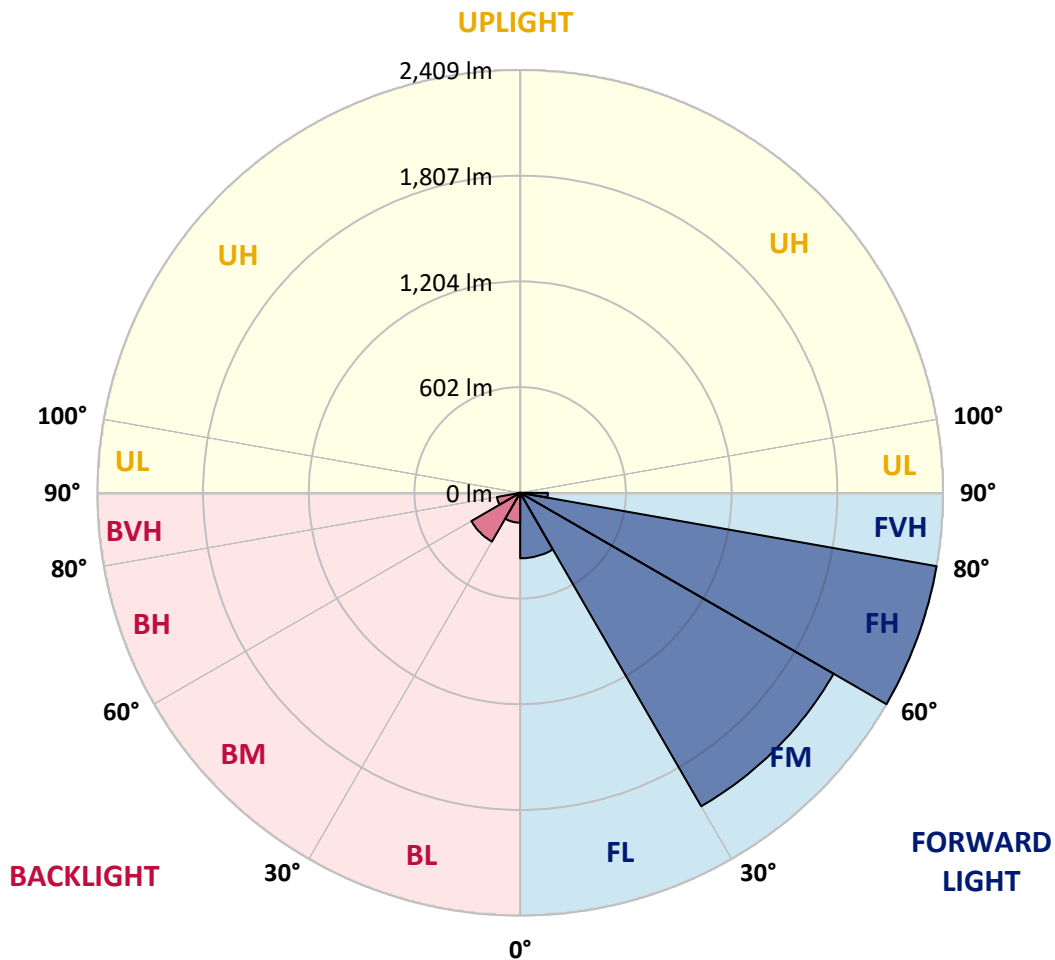
CATALOG NUMBER: GAN-AF-01-LED-U-SL4-7027-1200-ADJ

LUMINAIRE CLASSIFICATION SYSTEM LUMEN TABLE AND BUG RATING:

Zone	Lumens	% Fixture	Zone Rating/Lumen Limit		
			B	U	G
FL (0°-30°)	373.2	6.6			
FM (30°-60°)	2061.9	36.5			
FH (60°-80°)	2408.8	42.7			G2/5000
FVH (80°-90°)	157.7	2.8			G2/225
BL (0°-30°)	170.3	3.0	B1/500		
BM (30°-60°)	321.2	5.7	B1/1000		
BH (60°-80°)	134.8	2.4	B1/500		G1/500
BVH (80°-90°)	15.6	0.3			G1/100
UL (90°-100°)	0.0	0.0		U0/0	
UH (100°-180°)	0.0	0.0		U0/0	

BUG Rating: B1-U0-G2

Type IV Short





REPORT NUMBER: P266605

CATALOG NUMBER: GAN-AF-01-LED-U-SL4-7027-1200-ADJ

CANDELA DISTRIBUTION (FULL):

	0°	5°	15°	25°	35°	39°	45°	55°	65°	75°	85°
0°	856.8	856.8	856.8	856.8	856.8	856.8	856.8	856.8	856.8	856.8	856.8
2.5°	873.4	873.2	870.8	869.1	867.7	867.1	868.2	863.9	860.1	855.6	850.8
5°	866.9	866.5	862.8	859.4	855.9	854.7	854.5	846.7	842.2	835.2	826.1
7.5°	859.7	858.2	853.3	847.6	841.5	838.7	835.9	825.8	820.6	813.8	803.2
10°	852.2	850.4	845.8	840.2	834.3	830.2	825.3	815.4	810.0	804.8	792.6
12.5°	844.4	843.0	841.8	839.2	835.2	831.6	827.8	819.4	813.8	807.7	793.4
15°	843.2	842.7	845.2	847.0	844.8	842.4	838.4	831.2	825.3	819.2	800.5
17.5°	852.5	852.2	858.8	863.5	862.3	858.2	852.8	844.8	839.8	834.6	811.3
20°	872.6	874.1	882.0	888.1	882.3	876.6	867.7	856.4	853.8	851.7	822.7
22.5°	910.4	911.9	917.6	920.0	905.0	896.7	884.3	870.0	868.2	870.0	836.1
25°	969.5	968.2	967.3	958.6	931.4	918.4	902.6	887.7	888.7	896.4	855.0
27.5°	1047.9	1040.1	1028.1	1002.2	958.9	944.6	925.3	911.6	917.0	931.9	883.5
30°	1129.1	1120.5	1092.6	1050.5	995.1	979.3	957.8	942.3	956.7	980.1	921.3
32.5°	1204.3	1203.1	1162.3	1108.1	1045.0	1031.3	1009.8	992.2	1015.4	1051.2	978.2
35°	1286.4	1288.9	1240.1	1175.0	1112.5	1098.1	1082.5	1069.4	1100.3	1149.7	1060.4
37.5°	1374.0	1379.3	1321.5	1248.1	1189.4	1183.2	1174.2	1168.3	1216.2	1284.5	1175.5
40°	1491.5	1486.2	1406.2	1330.7	1283.7	1283.5	1280.5	1287.5	1367.2	1460.7	1323.4
42.5°	1617.2	1601.9	1496.0	1419.4	1387.3	1397.0	1402.9	1430.9	1548.9	1674.8	1503.6
45°	1752.6	1718.4	1589.3	1513.3	1502.3	1523.0	1542.5	1603.7	1762.7	1918.4	1700.9
47.5°	1860.7	1827.7	1685.7	1611.6	1635.5	1666.7	1704.4	1801.0	2002.0	2170.0	1895.8
50°	1946.0	1924.4	1783.0	1726.5	1782.1	1830.3	1891.7	2024.6	2251.0	2415.2	2076.3
52.5°	2028.6	2012.6	1881.1	1844.1	1954.4	2020.8	2104.4	2264.4	2506.4	2656.1	2228.1
55°	2103.2	2091.8	1986.7	1990.7	2156.8	2243.4	2348.4	2537.6	2784.7	2871.1	2356.6
57.5°	2187.3	2172.6	2107.2	2174.6	2417.1	2529.5	2666.2	2844.7	3045.8	3062.1	2454.3
60°	2272.0	2259.2	2240.9	2386.9	2747.6	2865.9	2995.3	3142.2	3310.7	3210.5	2448.7
62.5°	2345.4	2346.8	2379.3	2609.9	3071.2	3208.1	3365.9	3511.1	3550.2	3236.2	2267.6
65°	2469.9	2492.5	2589.3	2925.5	3526.9	3710.0	3903.7	3880.5	3616.4	2994.9	1879.4
67.5°	2617.9	2657.8	2853.8	3346.1	4102.7	4345.8	4420.6	3964.0	3351.0	2434.5	1339.7
70°	2603.0	2657.8	2968.0	3659.8	4577.5	4740.4	4513.2	3587.6	2661.0	1590.4	711.5
72.5°	2311.5	2389.9	2735.2	3516.1	4427.9	4413.6	3918.0	2674.4	1580.9	638.8	278.0
75°	1761.8	1840.9	2138.1	2777.7	3499.6	3379.2	2780.1	1477.4	600.0	253.6	175.3
77.5°	1013.5	1074.8	1304.3	1703.5	2220.3	2096.6	1547.4	657.1	292.0	176.7	136.8
80°	565.8	600.0	739.5	864.2	1088.0	997.4	692.4	408.3	218.1	128.3	105.6
82.5°	447.4	477.8	597.9	545.2	496.9	458.6	397.7	363.5	174.2	80.8	63.2
85°	390.9	419.8	506.1	429.2	339.4	311.4	323.1	357.9	135.5	48.8	54.0
87.5°	362.0	400.9	451.0	330.8	264.2	234.2	298.1	392.2	43.6	30.5	21.7
90°	0.0	0.0	0.0	0.0	0.0	0.0	0.0	0.0	0.0	0.0	0.0



REPORT NUMBER: P266605

CATALOG NUMBER: GAN-AF-01-LED-U-SL4-7027-1200-ADJ

CANDELA DISTRIBUTION (continued):

	90°	95°	105°	115°	125°	135°	145°	155°	165°	175°	180°
0°	856.8	856.8	856.8	856.8	856.8	856.8	856.8	856.8	856.8	856.8	856.8
2.5°	846.5	841.8	834.3	827.8	817.5	812.0	806.0	801.6	798.2	795.4	800.0
5°	820.3	811.7	796.0	779.0	758.9	743.2	730.0	717.7	709.0	703.3	707.2
7.5°	795.7	781.5	756.9	726.2	691.8	662.5	638.4	617.1	602.6	593.2	596.8
10°	781.5	764.1	725.9	677.7	626.9	581.4	543.5	510.7	488.0	475.2	477.2
12.5°	778.1	755.5	702.7	636.4	567.0	503.6	450.2	404.9	372.9	356.4	356.9
15°	780.7	751.7	680.8	596.8	509.0	429.0	362.3	307.3	270.3	251.3	251.0
17.5°	785.1	748.8	657.9	554.1	450.2	357.3	283.0	229.0	196.3	181.1	179.9
20°	789.6	744.2	632.0	507.8	389.1	290.6	221.5	179.3	158.7	150.3	149.7
22.5°	796.3	740.3	605.4	459.2	329.0	236.8	182.1	153.8	142.9	138.6	138.0
25°	806.9	738.2	577.0	408.3	275.2	197.9	158.7	141.2	134.8	132.1	131.7
27.5°	824.6	741.1	550.3	359.0	231.3	171.8	145.4	134.8	130.3	127.6	127.4
30°	847.6	750.1	522.3	312.3	197.1	154.1	137.4	130.6	126.8	124.2	124.2
32.5°	885.8	764.9	492.7	271.6	172.7	141.8	131.4	126.8	123.6	121.7	121.5
35°	942.1	793.1	465.1	238.1	155.2	132.9	126.2	122.8	120.6	119.4	119.4
37.5°	1023.8	837.6	440.7	214.1	144.5	126.8	121.5	118.8	117.4	117.4	117.4
40°	1133.8	898.9	420.9	197.9	138.6	122.4	117.7	115.6	114.8	115.1	115.1
42.5°	1269.3	978.8	407.7	186.8	135.7	120.0	115.1	113.4	112.5	112.2	112.5
45°	1424.1	1069.4	406.4	178.5	132.9	118.1	113.4	111.6	110.0	108.8	108.8
47.5°	1574.4	1161.5	418.0	175.6	129.6	116.2	111.8	110.2	107.5	105.0	105.0
50°	1707.1	1239.8	433.8	176.7	128.5	113.4	109.7	108.8	104.7	101.9	101.6
52.5°	1812.8	1300.0	446.7	180.2	129.6	111.3	106.8	107.0	102.8	99.5	99.4
55°	1897.5	1339.7	443.4	183.7	132.3	110.2	104.2	104.7	101.2	98.2	98.2
57.5°	1934.5	1325.0	405.1	180.7	134.2	110.5	102.1	104.5	101.6	98.8	98.8
60°	1855.0	1195.0	333.7	168.2	131.7	109.7	101.2	105.6	105.3	102.4	102.1
62.5°	1614.6	962.4	258.8	149.5	122.8	105.3	99.1	105.3	108.4	107.5	107.3
65°	1244.4	685.4	197.6	129.4	110.8	98.2	93.0	98.8	103.0	104.2	103.8
67.5°	807.7	420.0	152.4	110.5	97.2	89.8	85.2	87.9	88.7	88.7	88.0
70°	397.1	226.2	121.5	93.0	83.5	80.8	78.3	76.8	75.5	74.3	74.3
72.5°	196.0	147.9	99.8	78.6	72.0	70.8	70.2	68.6	67.5	65.9	65.4
75°	144.8	120.3	84.9	66.3	62.0	60.8	62.0	60.5	60.2	59.1	58.5
77.5°	119.0	102.4	73.1	56.9	53.1	51.1	52.8	53.1	53.4	51.7	51.1
80°	96.7	86.6	61.2	47.0	43.6	42.2	43.3	45.6	46.3	43.6	42.5
82.5°	69.7	70.8	49.3	36.7	33.9	32.7	35.0	37.9	38.4	34.8	33.9
85°	58.5	59.1	37.9	26.1	23.3	21.5	25.2	28.0	30.2	26.4	25.5
87.5°	24.3	34.8	21.7	14.6	12.9	11.1	13.5	14.9	18.1	16.7	16.3
90°	0.0	0.0	0.0	0.0	0.0	0.0	0.0	0.0	0.0	0.0	0.0

(END OF REPORT)